



# MV Control Power Transformer

**Model CPT3-60-2-5**

**APPLICATION:**

To provide power in Motor Control centers and Distribution Switchgear

**FREQUENCY:**

50/60 Hz.

**INSULATION LEVEL:**

6.9 kV, 60 kV BIL. full wave

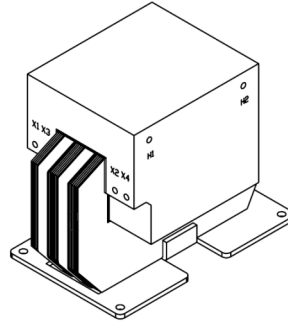
**THERMAL RATING:**

At 30°C. amb.

**CONNECTIONS:**

**APPROXIMATE WEIGHT:**

57 lbs.

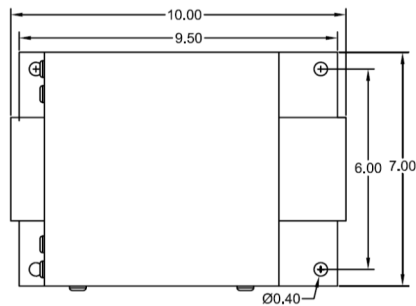


**CERTIFICATIONS:**

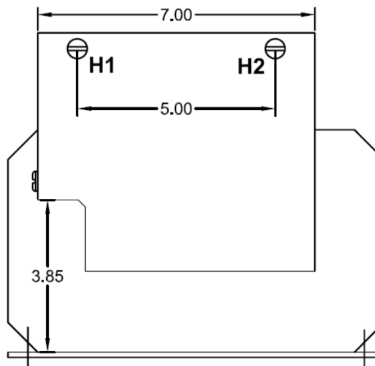
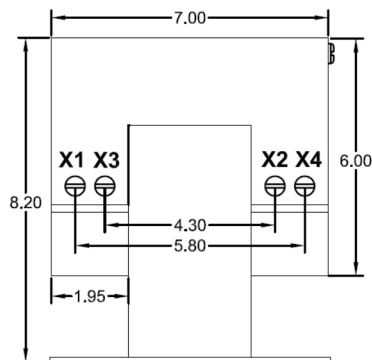
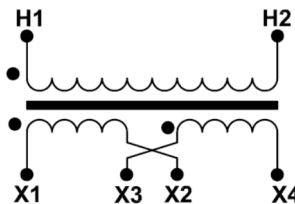


CATALOG NUMBER	PRIMARY VOLTAGE	RATIO AT 120 V	SECONDARY VOLTAGE	FREQUENCY Hz	THERMAL RATING
CPT3 60 2 2400 – 5	2400	21.81	110/220	50/60	2.0 kVA
CPT3 60 2 3300 – 5	3300	30.00	110/220	50/60	2.0 kVA
CPT3 60 2 4160 – 5	4160	37.81	110/220	50/60	2.0 kVA
CPT3 60 2 4800 – 5	4800	43.63	110/220	50/60	2.0 kVA
CPT3 60 2 5000 – 5	5000	45.45	110/220	50/60	2.0 kVA
CPT3 60 2 5500 – 5	5500	50.00	110/220	50/60	2.0 kVA
CPT3 60 2 6000 – 5	6000	54.54	110/220	50/60	2.0 kVA
CPT3 60 2 6600 – 5	6600	60.00	110/220	50/60	2.0 kVA
CPT3 60 2 6900 - 5	6900	62.72	110/220	50/60	2.0 kVA

- Primary and secondary terminal are brass screws No. 10-32 with one flat washer and lockwasher.
- Transformer winding is vacuum encapsulated in polyurethane resin with temperature insulation class of 105°C
- Plated steel mounting base
- For indoor use



CONNECTION DIAGRAM



Products are manufactured in a plant whose quality management system is certified / registered as being in conformity with ISO 9001