

CURRENT TRANSFORMER

Model 7A

Window Diameter 2.50"

Application:
Ammeters and wattmeters


Frequency:
50 - 400 Hz

Insulation Level:
600 Volts, 10 kv BIL full wave

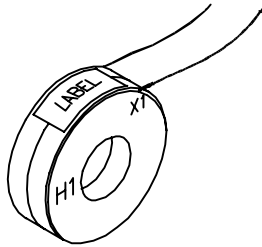


E228202


- Terminals are brass studs No. 8 - 32 UNC with one flatwasher, lockwasher and regular nut.
- Flexible leads are UL 1015 105° C, CSA approved, #16 AWG, 24" long.
- Non-standard lead length can be specified
- Order mounting bracket kit B when required for Model 7ASHT.
- Model 7ASHT and model 7ASFT are also available as 7ASHL and 7ASFL with leads.
- Approximate weight: 1.5 lbs.



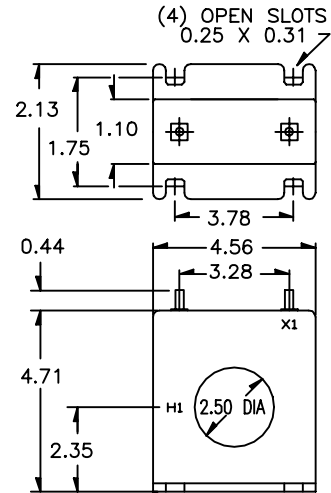
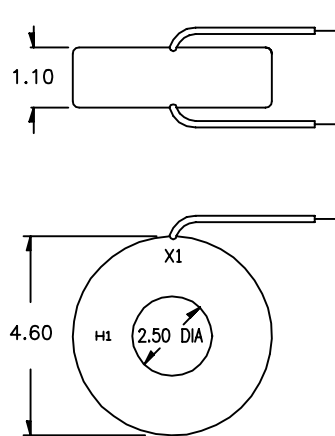
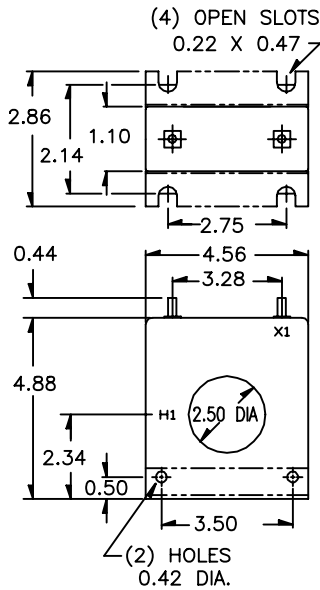
7A SHT



7A RL



7A SFT



CATALOG NUMBER	CURRENT RATIO	V.A. FOR ±1% CLASS	ANSI METERING CLASS AT 60 Hz					SECONDARY WINDING RESISTANCE (OHMS @ 75°C)	CONTINUOUS THERMAL RATING FACTOR	
			B0.1	B0.2	B0.5	B0.9	B1.8		@30°C	@55°C
7A**-101	100:5	1.0	1.2	4.8	-	-	-	0.014	2.0	2.0
7A**-151	150:5	2.5	0.6	1.2	4.8	4.8	-	0.025	2.0	2.0
7A**-201	200:5	5.0	0.6	1.2	2.4	4.8	4.8	0.035	2.0	2.0
7A**-251	250:5	7.5	0.3	0.6	1.2	2.4	4.8	0.043	2.0	2.0
7A**-301	300:5	12.5	0.3	0.3	1.2	2.4	2.4	0.052	2.0	1.5
7A**-401	400:5	15.0	0.3	0.3	0.6	1.2	2.4	0.069	2.0	1.5
7A**-501	500:5	25.0	0.3	0.3	0.6	1.2	1.2	0.108	1.5	1.0
7A**-601	600:5	30.0	0.3	0.3	0.6	0.6	1.2	0.130	1.5	1.0
7A**-751	750:5	30.0	0.3	0.3	0.3	0.6	0.6	0.163	1.33	1.0
7A**-801	800:5	35.0	0.3	0.3	0.3	0.6	0.6	0.173	1.33	1.0
7A**-102	1000:5	35.0	0.3	0.3	0.3	0.6	0.6	0.157	1.33	1.0
7A**-122	1200:5	40.0	0.3	0.3	0.3	0.3	0.6	0.234	1.0	1.0
7A**-152	1500:5	50.0	0.3	0.3	0.3	0.3	0.3	0.292	1.0	0.8
7A**-162	1600:5	50.0	0.3	0.3	0.3	0.3	0.3	0.312	1.0	0.8

** NOTE: When ordering, prefix catalog number with model designation required, i.e. 7ASHT-201, or 7ARL-301 etc.